ubiolabs
Dual Wireless Charging Pad and Hub Quick Start Guide

Thanks for choosing us!

Let's get you charging!

- Plug the wireless pad in
- The LED indicator will illuminate, then turn off indicating power is on
- The LED indicator will blink amber if a foreign object is detected

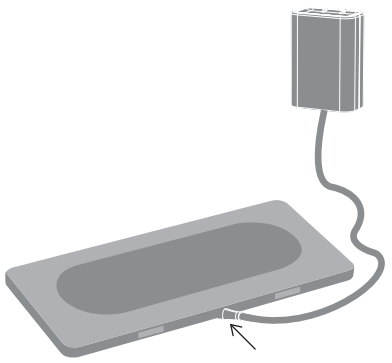

Charging Your Device

- Place your device on the wireless icons of the wireless pad
- The LED indicator will illuminate white when your device is charging
- Rear USB-A output delivers power to most USB-A compatible devices. Your device will automatically begin to charge when it is plugged into the USB-A output.

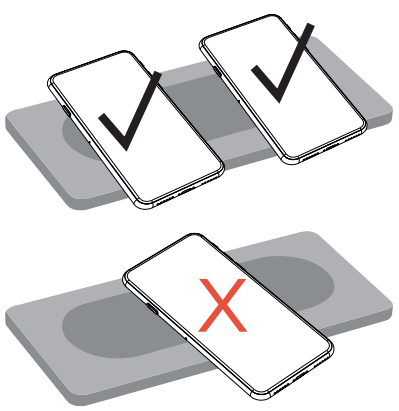

All Those Flashing Lights

- Power on: LED indicator illuminates then turns off
- For iPhone devices: LED indicator illuminates white when device is fully charged
- For Android devices: LED indicator turns off when fully charged
- Foreign object detection: LED indicator blinks amber until foreign object is removed

Charging

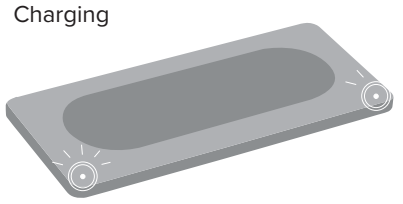

Foreign object detection

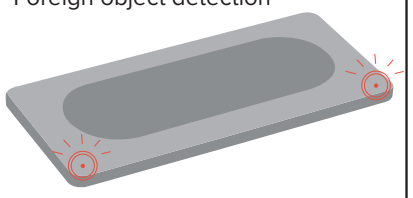

Free Stuff For Amazing Customers

We'll send you **free stuff** just for providing us your email address. Go to ubiolabs.com and we'll keep you in the loop for awesome stuff like giveaways, schwag, and promotions just for you.

We Are Here To Help

If you have any problems at all, please reach out to us directly and **do not return product to the store.**

Phone: 1-866-642-4428
(Monday – Friday 9am – 4 pm PST)
support@ubiolabs.com
www.ubiolabs.com
2821 Northup Way, Suite 250
Bellevue, WA 98004

ubiolabs
Dual Wireless Charging Pad and Hub

User Manual and Safety Instructions

Wireless Pad Features

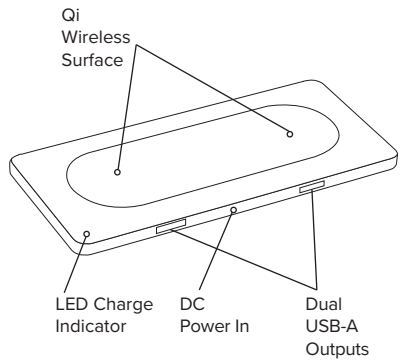

Technical Specifications

Model: AWC1041
Input: 52.5W 15V / 3.5A DC
Output: (2) 10W Qi / 7.5W / 5W
Compatibility: Apple, Android, other devices with wireless charging
Charge Indicator: White/amber LED indicator
Dimensions: 8.66 x 4.1 x 0.5 inches
Weight: 8.8 oz.

Your wireless pad is designed to provide optimal power delivery for your wireless device:
- 10W Qi certified fast charging for Samsung Note9, S9+, S9, Note8, S8+, S8, S7 Edge, S7, S6 Edge, S7, S6 Edge, S6, Note5, LG G6, LGV30, Sony Xperia XZ2
- 7.5W Apple wireless charging for iPhone XS, iPhone XS Max, iPhone XR, iPhone X, iPhone 8, iPhone 8 Plus
- 5W charging for other compatible wireless charging devices

Wall Adapter Features

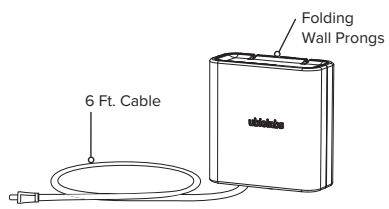

Technical Specifications

Model: CHG1088
Input: AC 110-240V, 50-60 Hz
Output: 52.5W 15V / 3.5A DC-DC
Dimensions: 2.28 x 2.28 x 1.06inches
Weight: 3.35 oz.

DO NOT RETURN TO THE STORE

Our customer service team is here to help.
Model: WCB115E

www.ubiolabs.com
support@ubiolabs.com
1-866-642-4428
(Monday - Friday 9am - 4pm PST)
2821 Northup Way, Suite 250
Bellevue, WA 98004

SAVE THESE INSTRUCTIONS

Warranty

At Ubio Labs we are dedicated to designing and manufacturing products with superior performance and 100% customer satisfaction. All of our products come with a 1 year limited warranty from date of purchase.

At Ubio Labs, we are always improving our products' features and functionality, we reserve the right to change specifications at any time without notice.

Important Safety Instructions

WARNING - When using this product, basic precautions should always be followed, including the following:
a) Read all manufacturers instructions before using this product.
b) To reduce the risk of injury, close supervision is necessary when the product is used near children.
c) Do not put fingers or hands into the product.
d) Do not expose wireless pad to moisture, rain, or snow.
e) Use of a power supply or charger not recommended or sold by wireless pad manufacturer may result in a risk of fire or injury to persons.
f) Do not use the wireless pad in excess of its output rating. Overloaded outputs above rating may result in a risk of fire or injury to persons.
g) Do not disassemble the wireless pad. Take it to a qualified service person when service or repairs are required. Incorrect reassembly may result in a risk of fire or injury to persons.
h) Do not expose the wireless pad to fire or excessive temperature. Exposure to fire or temperature above 122°F may cause explosion. The wireless pad's working temperature is ≤104°F.
i) Have service performed by a qualified repair person using only identical replacement parts. This will ensure that the safety of the product is maintained.

This device complies with Part 18 of the FCC Rules.

NOTE: This equipment has been tested and found to comply with the limits for a wireless power charger, pursuant to Part 18 of the FCC Rules. These limits are designed to provide reasonable protection against harmful interference in a residential installation. This equipment generates, uses and can radiate radio frequency energy and, if not installed and used in accordance with the instructions, may cause harmful interference to radio communications. However, there is no guarantee that interference will not occur in a particular installation. If this equipment does cause harmful interference to radio or television reception, which can be determined by turning the equipment off and on, the user is encouraged to try to correct the interference by one or more of the following measures:
- Reorient or relocate the receiving antenna.
- Increase the separation between the equipment and receiver.
- Connect the equipment into an outlet on a circuit different from that to which the receiver is connected.
- Consult the dealer or an experienced radio/TV technician for help.

CAUTION: Changes or modifications not expressly approved by the party responsible for compliance could void the user's authority to operate the product.

This device contains licence-exempt transmitter(s)/receiver(s) that comply with Innovation, Science and Economic Development Canada's licence-exempt RSS(s). Operation is subject to the following two conditions:
1. This device may not cause interference.
2. This device must accept any interference, including interference that may cause undesired operation of the device.

This equipment complies with FCC/IC radiation exposure limits set forth for an uncontrolled environment. This equipment should be installed and operated with minimum distance 20cm between the radiator and your body.